

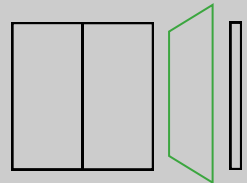
Trim *Divide*

Operable Wall from James Tobias



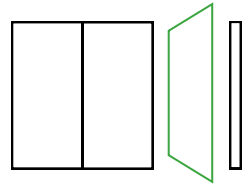
James Tobias

intelligent storage



www.james-tobias.com

Trim Divide



Specification

Panel Suspension

Top hung panels leaving the floor clear of track or channels.

Track System

Single point for central parking, or twin point suspension to accommodate side and offset parking options.

Height

Up to 2900mm

Panel Width

700—1000mm

Panel Thickness

110mm nominal

Frame Material

Steel and aluminium

Face Material

18mm mfc (see reverse for colour options). Veneer and laminate finishes are available upon request.

Sound Insulation

From 40 dB up, please let us know your requirements.





Operable wall with applied graphics of Tower Bridge

Typical Stacking Options


Single Point Suspension
Central Parking



Twin Point Suspension
Side Parking



Twin Point Suspension
Offset Parking



element




White (EW)

Champagne (EC)

Light Grey (ELG)

Graphite (EG)

bIO




Beech (BB)

Steamed Beech (BSB)

Maple (BM)

Light Oak (BLO)

Walnut (BW)



Chestnut (BC)

Romana Cherry (BRC)

Zebrano (BZ)


www.james-tobias.com
t: 01278 437 300

ELITE




Gloss White (EGW)

Titanium (ET)



A rainbow of colours and finishes are also available upon request. Including veneers and applied graphics

Further products in the Trim range:



Trim Lockers

MFC structured lockers



Trim Library

MFC structured library shelving



Trim Divide

Operable wall



Trim Wall

MFC structured storage wall